



# **Process to Create ABC /APAAR ID (Academic Bank of Credit)**

# Website / Android App

1. Website Link -

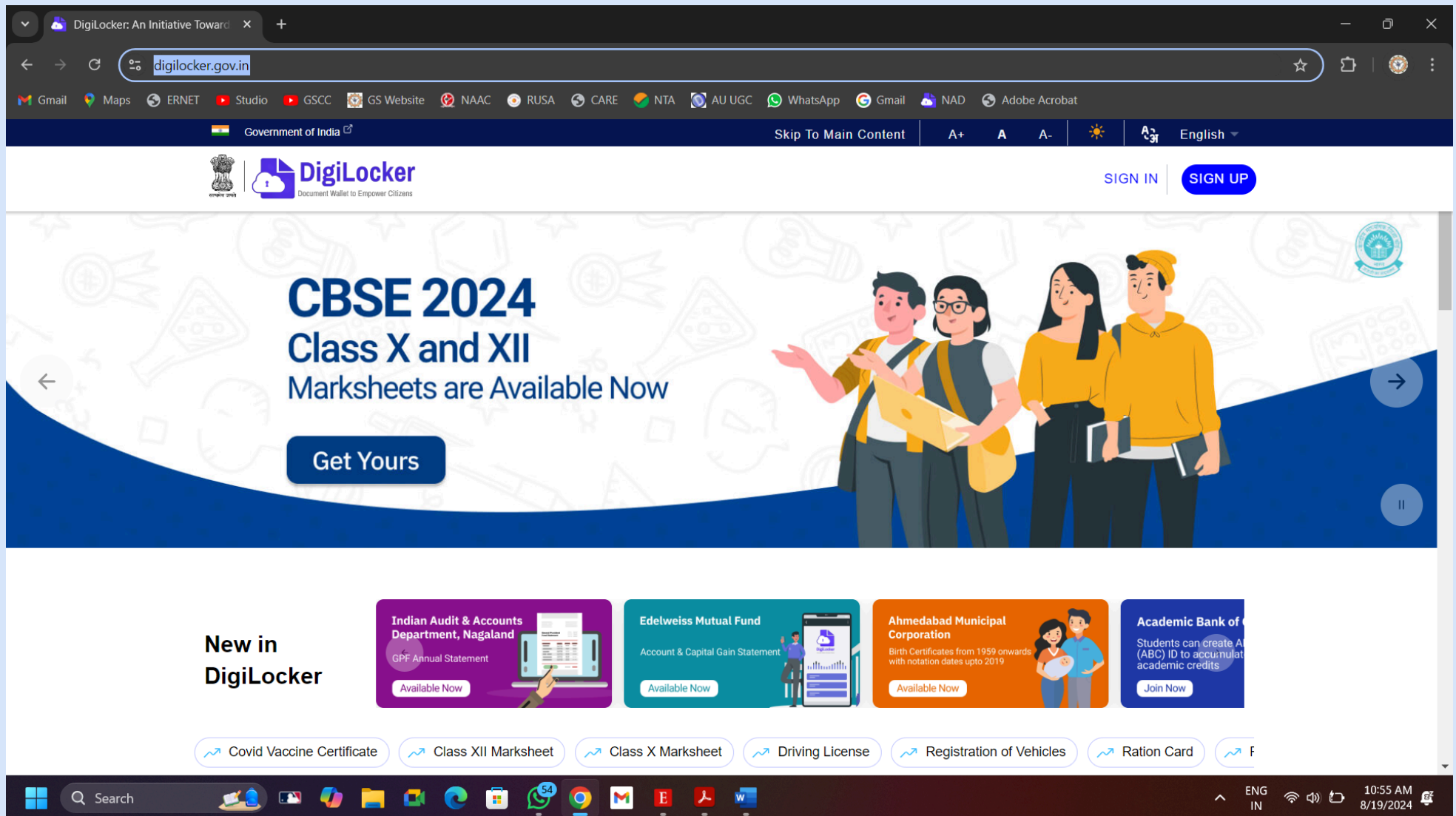
[Click here](#)

2. Through Android App -  
Search Digilocker App

[Click here](#)

# Website

## Search Digilocker Website from you Browser



The screenshot shows a web browser window with the address bar displaying `digilocker.gov.in`. The browser's address bar and tabs are visible at the top. Below the browser window, the DigiLocker website homepage is shown. The header includes the Government of India logo, the DigiLocker logo with the tagline "Document Wallet to Empower Citizens", and links for "SIGN IN" and "SIGN UP". The main banner features the text "CBSE 2024 Class X and XII Marksheets are Available Now" with a "Get Yours" button and an illustration of four students. Below the banner, there is a "New in DigiLocker" section with four featured services: "Indian Audit & Accounts Department, Nagaland" (GPF Annual Statement), "Edelweiss Mutual Fund" (Account & Capital Gain Statement), "Ahmedabad Municipal Corporation" (Birth Certificates from 1959 onwards), and "Academic Bank of Education" (Students can create ABC ID to accumulate academic credits). At the bottom, there is a horizontal menu with links to "Covid Vaccine Certificate", "Class XII Marksheet", "Class X Marksheet", "Driving License", "Registration of Vehicles", "Ration Card", and "F". The Windows taskbar is visible at the very bottom of the image.


DigiLocker: An Initiative Toward

digilocker.gov.in

Gmail Maps ERNET Studio GSCC GS Website NAAC RUSA CARE NTA AU UGC WhatsApp Gmail NAD Adobe Acrobat

Government of India

Skip To Main Content A+ A A- English

 **DigiLocker**  
Document Wallet to Empower Citizens

SIGN IN SIGN UP

**CBSE 2024**  
Class X and XII  
Marksheets are Available Now

Get Yours

**New in DigiLocker**

- Indian Audit & Accounts Department, Nagaland**  
GPF Annual Statement  
Available Now
- Edelweiss Mutual Fund**  
Account & Capital Gain Statement  
Available Now
- Ahmedabad Municipal Corporation**  
Birth Certificates from 1959 onwards with notation dates upto 2019  
Available Now
- Academic Bank of Education**  
Students can create ABC ID to accumulate academic credits  
Join Now

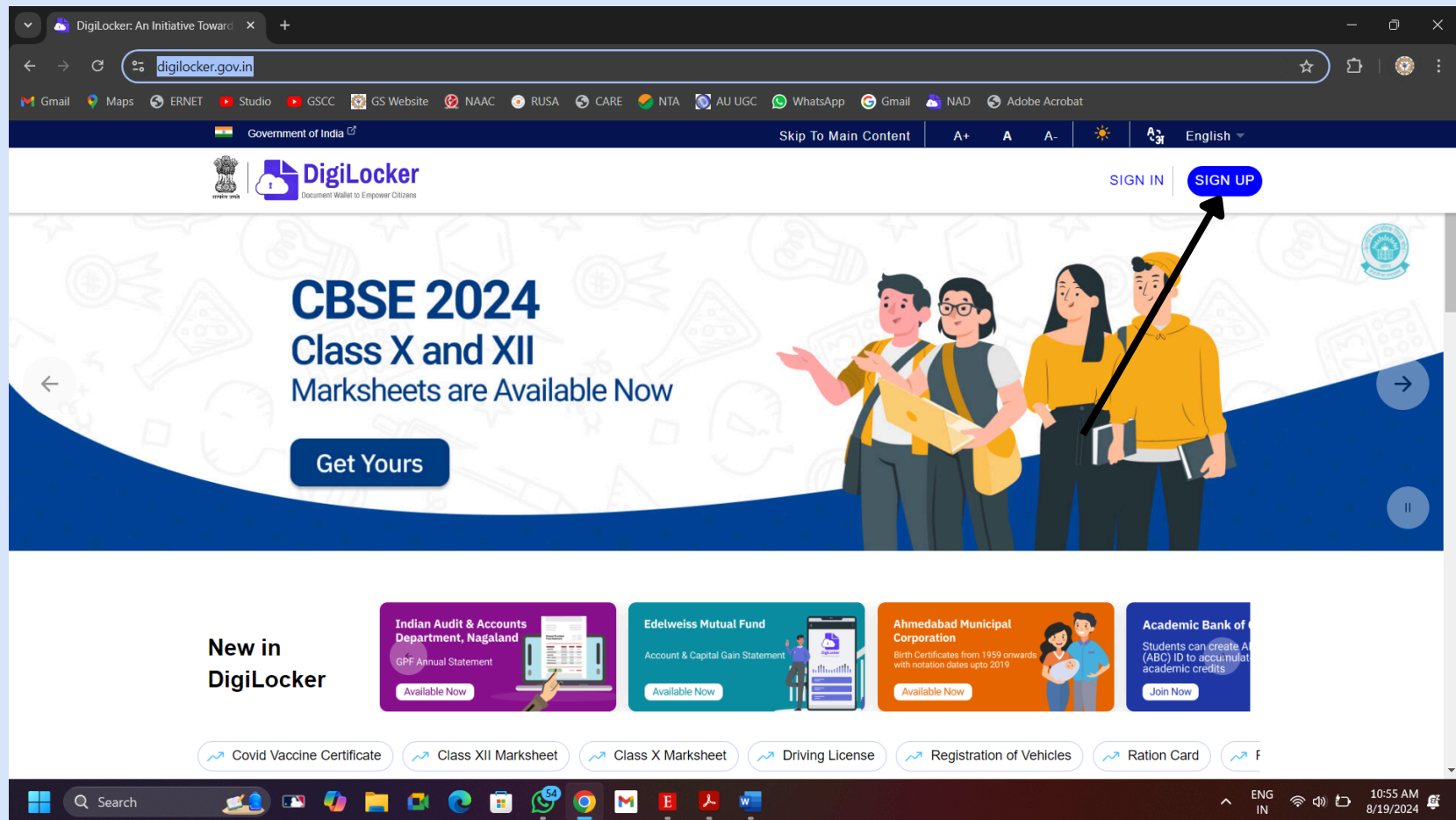
Covid Vaccine Certificate Class XII Marksheet Class X Marksheet Driving License Registration of Vehicles Ration Card F

Search

10:55 AM 8/19/2024

# Website

## Click on Sign Up Tab as Shown in Arrow



# Website

## Fill Details as Per Aadhar Card



DigiLocker Sign-up

accounts.digilocker.gov.in/signup/smart\_v2/1a028cb1c94f8d0e32b665f5545c3903--en

Gmail Maps ERNET Studio GSCC GS Website NAAC RUSA CARE NTA AU UGC WhatsApp Gmail NAD Adobe Acrobat

Government of India

Skip to Main Content A+ A -A | A3 English

  **DigiLocker**  
Document Wallet to Empower Citizens

Creating account is fast and easy!

Full Name\*


Date of Birth\*

Date Month Year

☐ Male ☐ Female ☐ Other

Mobile Number\*

Email ID

Set 6 digit security PIN\* 

Submit

I agree to the DigiLocker [Terms of Service](#).

# Website

Submit OTP received in Your Mobile No.  
and Click on Submit

The screenshot shows a web browser window with the URL `accounts.digilocker.gov.in/signup/signup_request`. The page features the DigiLocker logo and a central verification box. The box is titled "Verify Mobile OTP" and contains the following text: "DigiLocker has sent you an OTP to your mobile (xxxxxx4477)". Below this is a text input field labeled "Enter OTP" with a toggle icon. A message below the field states "Please enter 6 digit OTP to complete verification". A blue "Submit" button is positioned below the input field. At the bottom of the box, a timer indicates "Wait for OTP 00:46, do not refresh or close!". The footer of the page includes the DigiLocker logo, a description of its mission, a navigation menu with links like Home, About Us, and Need Help, and information about its association with Digital India and the Ministry of Electronics & IT (MeitY).

DigiLocker Sign-up

aadhar - Google Search

accounts.digilocker.gov.in/signup/signup\_request

Gmail Maps ERNET Studio GSCC GS Website NAAC RUSA CARE NTA AU UGC WhatsApp Gmail NAD Adobe Acrobat

Government of India

Skip to Main Content A+ A -A A<sub>3</sub> English

**DigiLocker**  
Document Wallet to Empower Citizens

**Verify Mobile OTP**

DigiLocker has sent you an OTP to your mobile  
(xxxxxx4477)

Enter OTP

Please enter 6 digit OTP to complete verification

Submit

Wait for OTP 00:46, do not refresh or close!

**DigiLocker**  
Document Wallet to Empower Citizens

DigiLocker aims at 'Digital Empowerment' of the citizen by providing access to authentic digital documents to the citizen's digital document wallet.

Home  
About Us  
FAQ  
Statistics  
Resources

Need Help  
Feedback  
Credits  
Partners  
Tender

Powered by **Digital India**  
Power To Empower

**Digital India Corporation (DIC)**  
Ministry of Electronics & IT (MeitY)  
Government of India

DOWNLOAD APP

ENG IN 11:04 AM 8/19/2024

# Fill Aadhar Number and Click on Next Tab

The screenshot displays the DigiLocker 'Verify Aadhaar' page. The browser's address bar shows the URL `accounts.digilocker.gov.in/signup/verify_mobile_otp`. The page header features the Government of India logo and the DigiLocker logo with the tagline 'Document Wallet to Empower Citizens'. The main content area contains a 'Verify Aadhaar' section with the text: 'Verify your Aadhaar to avail the complete feature of your DigiLocker account.' Below this is a text input field labeled 'Enter Aadhaar Number\*' with a small icon to its right. A note states: 'DigiLocker uses Aadhaar to verify identity of the user and also enable authentic document access'. A prominent blue 'Next' button is positioned below the input field. A link labeled 'Skip for now' is located at the bottom of the verification box. The footer includes the DigiLocker logo, navigation links (Home, About Us, FAQ, Need Help, Feedback, Credits), and information about Digital India and the Digital India Corporation (DIC).

Government of India

DigiLocker  
Document Wallet to Empower Citizens

Verify Aadhaar

Verify your Aadhaar to avail the complete feature of your DigiLocker account.

Enter Aadhaar Number\*

DigiLocker uses Aadhaar to verify identity of the user and also enable authentic document access

Next

Skip for now

DigiLocker  
Document Wallet to Empower Citizens

DigiLocker aims at 'Digital Empowerment' of the citizen by providing access to

Home  
About Us  
FAQ

Need Help  
Feedback  
Credits

Powered by Digital India  
Digital India Corporation (DIC)  
Ministry of Electronics & IT (M-eitY)

ENG IN 11:10 AM 8/19/2024

# You Will received OTP in Mobile Number Link with Aadhar, fill OTP and Click on Submit

The screenshot shows a web browser window with the URL `accounts.digilocker.gov.in/signup/verify_details`. The page header includes the Government of India logo and the DigiLocker logo with the tagline 'Document Wallet to Empower Citizens'. The main content area is titled 'Verify Aadhaar OTP' and contains the following text:

UIDAI has sent a temporary OTP to your mobile ending in \*\*\*\*\*9883(valid for 10 mins).

Enter OTP

Please enter 6 digit OTP to complete verification

I hereby state that I have no objection in authenticating myself with Aadhaar based authentication system and consent to providing my Aadhaar number and One Time Pin (OTP) data for Aadhaar based authentication. I understand that the OTP I provide for authentication shall be used only for obtaining my e-KYC through Aadhaar e-KYC service to make my Aadhaar card available in Digilocker

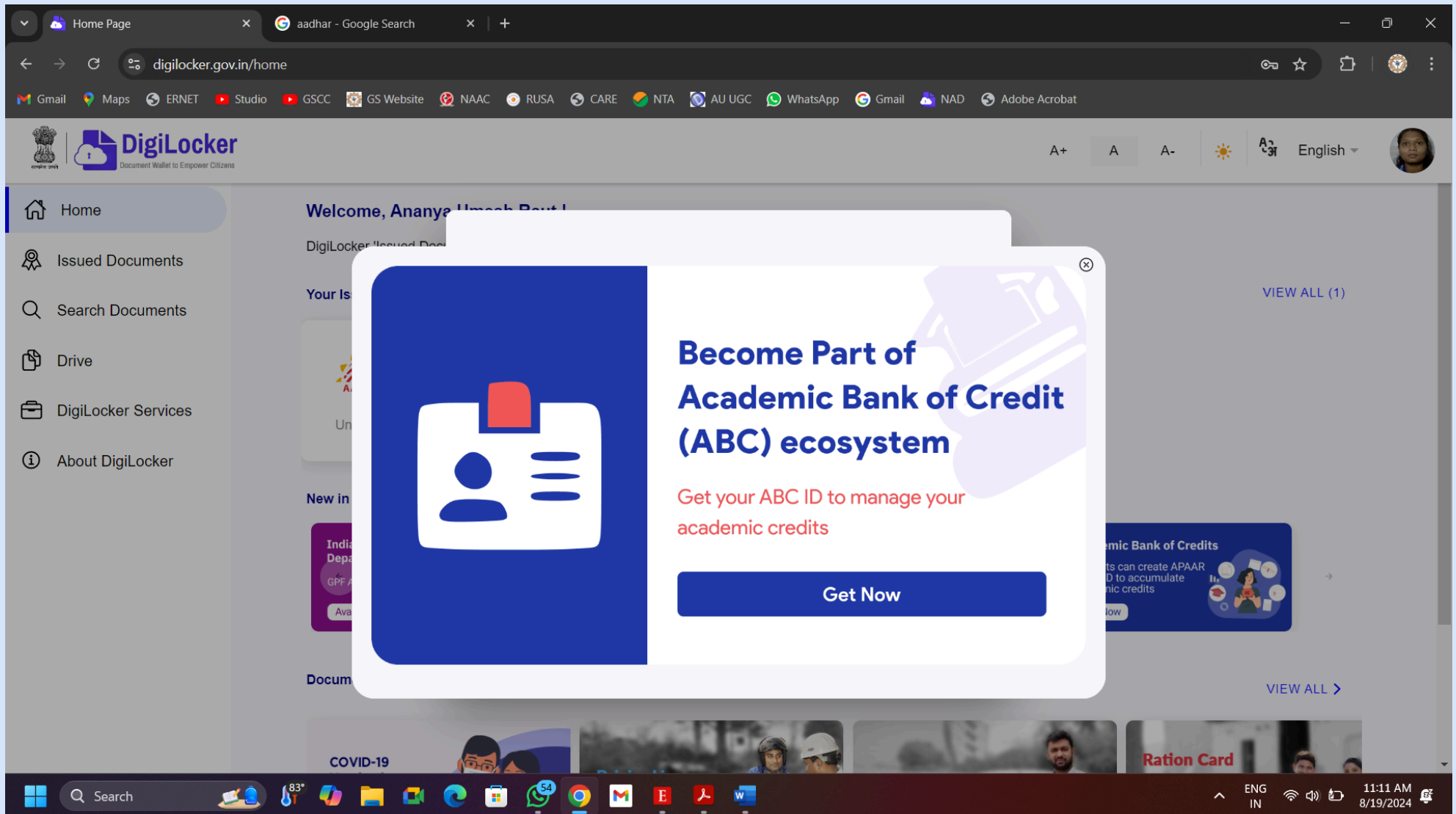
☒

Submit

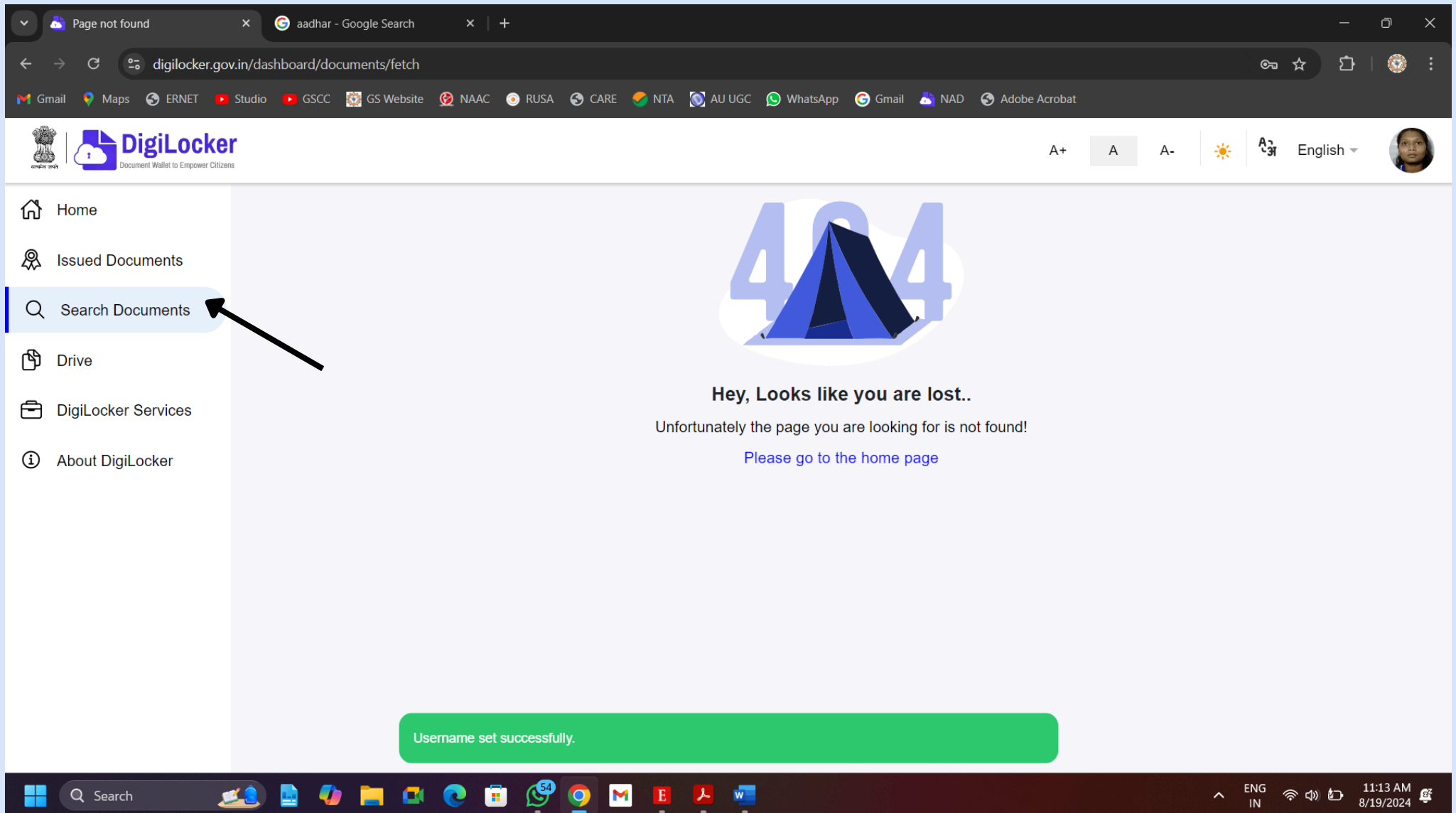
Wait for OTP 00:57, do not refresh or close!



# After completion of registration following window will Appear



# Click on the Search Document Tab as Shown in Arrow



# Write ABC in Search Box and Click on Search Icon, following Screen will Appear and click on Academic Bank of Credit as Shown in Arrow

The screenshot displays the DigiLocker web application interface. At the top, the browser address bar shows the URL `digilocker.gov.in/dashboard/issuers`. The DigiLocker logo and navigation menu are visible on the left. A search bar at the top right contains the text "ABC". Below the search bar, the results section is titled "2 Issuers found". Two issuer cards are displayed: "Academic Bank of Credits" (located in Delhi) and "Aditya Birla Sun Life Insurance Company Limited" (located in Maharashtra). The "Academic Bank of Credits" card shows "1 Documents" and a description: "Academic Bank of Credits has been established on the lines of the National Academic Depository (NAD)...". A black arrow points to the "Education & Learning" category button on this card. The "Aditya Birla Sun Life Insurance Company Limited" card also shows "1 Documents" and a description: "Aditya Birla Sun Life Insurance offers a digital vault for insurance policies of their policyholders...". The "Industry & Private Sector" category button is visible on this card. The bottom of the screen shows the Windows taskbar with the time 11:13 AM on 8/19/2024.

Page not found | aadhar - Google Search | digilocker.gov.in/dashboard/issuers

Gmail | Maps | ERNET | Studio | GSCC | GS Website | NAAC | RUSA | CARE | NTA | AU UGC | WhatsApp | Gmail | NAD | Adobe Acrobat

**DigiLocker**  
Document Wallet to Empower Citizens

A+ | A | A- | English

Home | Issued Documents | **Search Documents** | Drive | DigiLocker Services | About DigiLocker

← | Search | ABC | × | 🔍

2 Issuers found

Category | State | Sort | View

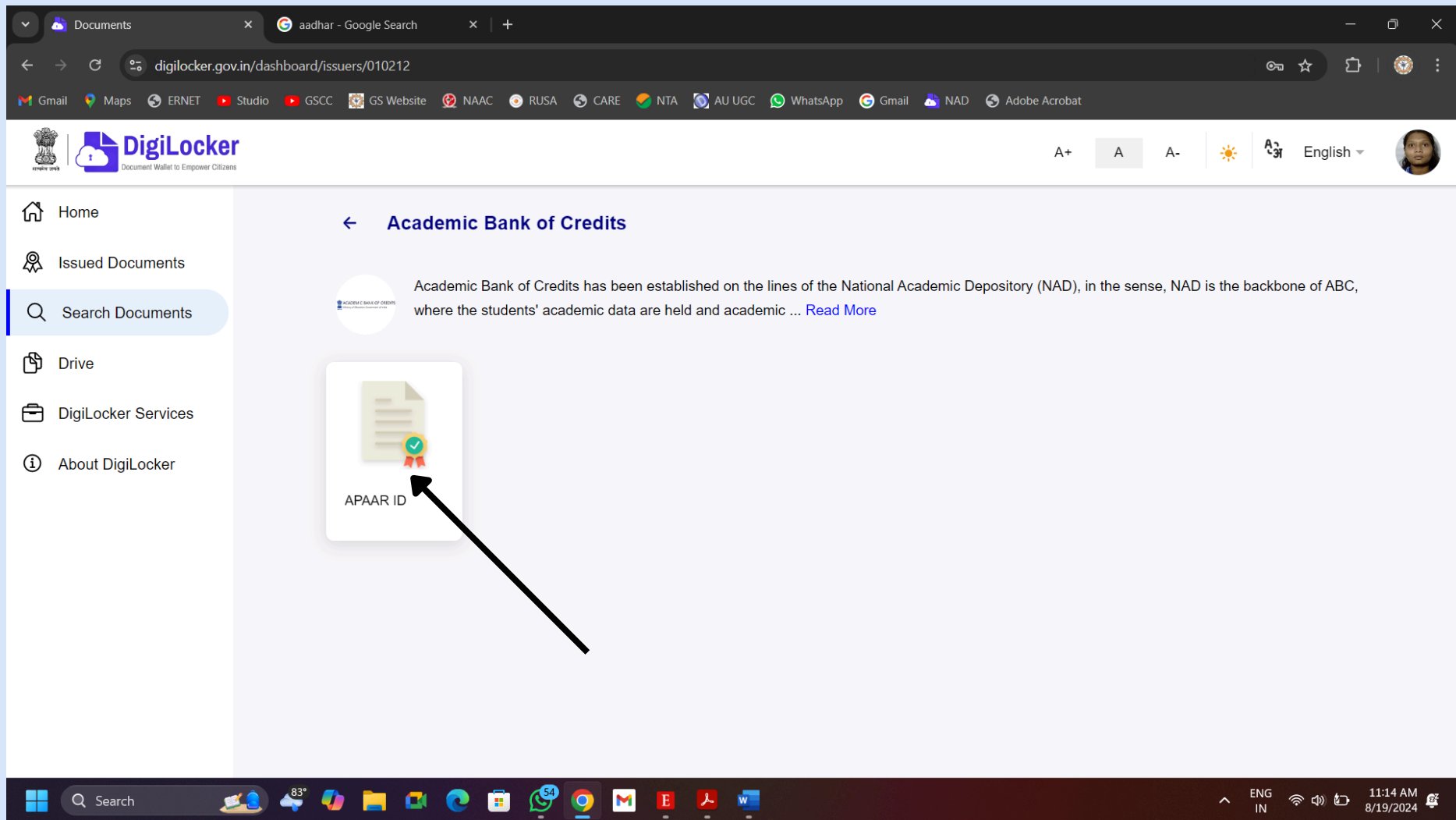
**Academic Bank of Credits**  
Delhi  
1 Documents  
Academic Bank of Credits has been established on the lines of the National Academic Depository (NAD)...  
Central Government | **Education & Learning**

**Aditya Birla Sun Life Insurance Company Limited**  
Maharashtra  
1 Documents  
Aditya Birla Sun Life Insurance offers a digital vault for insurance policies of their policyholders...  
Industry & Private Sector

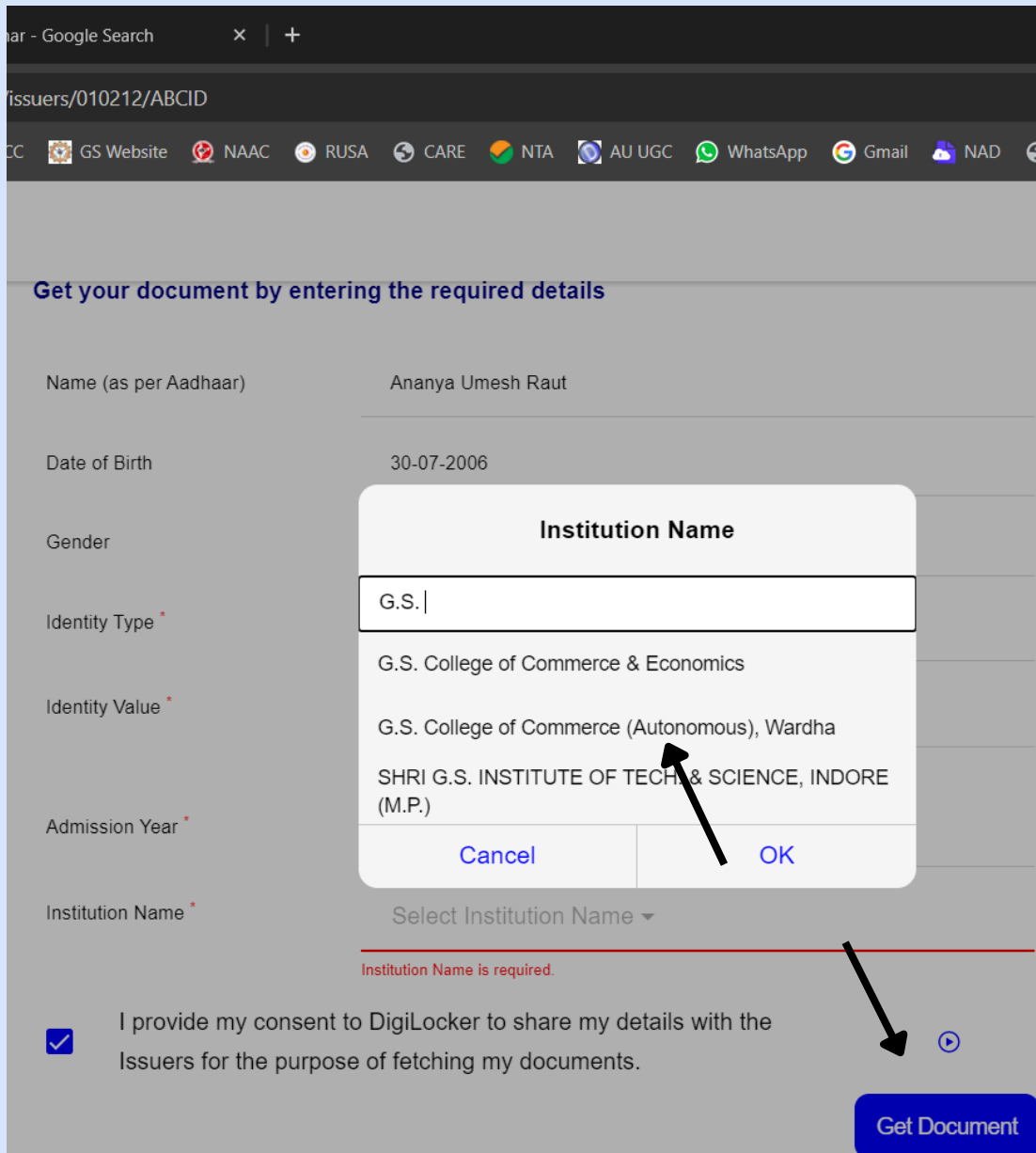
« Previous | 1 | Next »

Search | 83° | 54 | ENG IN | 11:13 AM 8/19/2024

# Then click on APAAR ID Tab as Shown in Arrow



# Fill Details in the Tab and Click on Get Document



The screenshot shows a web browser window with a Google search bar at the top. Below it is a navigation bar with various logos including GS Website, NAAC, RUSA, CARE, NTA, AU UGC, WhatsApp, Gmail, and NAD. The main content area has a heading "Get your document by entering the required details". The form contains several fields: "Name (as per Aadhaar)" with the value "Ananya Umesh Raut", "Date of Birth" with "30-07-2006", "Gender", "Identity Type" with "G.S.", "Identity Value" with "G.S. College of Commerce & Economics", "Admission Year", and "Institution Name" with a dropdown menu. The dropdown menu is open, showing a list of institutions: "G.S. College of Commerce & Economics", "G.S. College of Commerce (Autonomous), Wardha", and "SHRI G.S. INSTITUTE OF TECH & SCIENCE, INDORE (M.P.)". The "G.S. College of Commerce (Autonomous), Wardha" option is selected. Below the form, there is a checkbox for consent and a "Get Document" button. A red error message "Institution Name is required." is displayed below the "Institution Name" field. Arrows point from the text on the right to the "G.S. College of Commerce (Autonomous), Wardha" option in the dropdown and the "Get Document" button.

Get your document by entering the required details

Name (as per Aadhaar) Ananya Umesh Raut

Date of Birth 30-07-2006

Gender

Identity Type \* G.S.

Identity Value \* G.S. College of Commerce & Economics

Admission Year \*

Institution Name \* Select Institution Name ▼

Institution Name is required.

☒ I provide my consent to DigiLocker to share my details with the Issuers for the purpose of fetching my documents.

Get Document

**Identity Type : New Admission**

**Identity Value: As Given Below**

**Admission Year : 2025**

**Institute : G.S. College of Commerce (Autonomous), Wardha**

**Identity Value'**

**Year : 2025**

**Course Code:**

**01 for B.Com Marathi**

**02 for B.Com Hindi**

**03 for B.Com English (C)**

**04 for B.Com NG (D)**

**05 for BCCA**

**06 for M.Com**

**07 for MBA**

**Class Roll No. :**

**Suppose you are from B.Com English C Section and Your Roll No. is 26 Your identity value will be (First four Digit 2025, Next Two Digit : Course Code, Last Digits : Your Class Roll Number)**